



January 31, 2008

**Subject: VBA's U.S. Pension Fund Composite Ranks
25th Percentile on Seven-Year and on the One-Year Basis, and
24th Percentile for the Fourth Quarter 2007**

It is again my pleasure to report on the outstanding long-term investment performance results of the U.S. Small-Cap Equity Management Division as indicated in the table below and in the enclosed charts relative to our peers.

U.S. Small-Cap Investment Performance

The following table shows the investment performance results of the Van Berkomp and Associates Inc.'s ("VBA") U.S. Pension Fund Composite for the period ended December 31, 2007 compared with the Russell 2000 Small-Cap Index as well as the S&P 500 Index.

**VBA U.S. Pension Fund Composite Results
Time-Weighted Rates of Return
(To December 31, 2007)**

	1 Mo. (%)	3 Mos. (%)	YTD (%)	1 Yr. (%)	2 Yrs. (%)	4 Yrs. (%)	5 Yrs. (%)	7 Yrs. (%)	Since 06/30/00 (%)
VBA U.S. Pension Fund	-1.94	-2.15	12.21	12.21	13.57	13.28	15.72	13.29	14.29
Russell 2000 Index	-0.06	-4.58	-1.57	-1.57	7.94	9.57	16.25	8.14	6.71
S&P 500 Index	-0.71	-3.37	5.46	5.46	10.48	9.16	12.80	3.28	1.81
Value Added (VBA U.S. Composite minus Russell 2000)	-1.88	2.43	13.78	13.78	5.63	3.71	-0.53	5.15	7.58

NOTE: Van Berkomp and Associates Inc. [an entity registered with the Quebec, Nova Scotia, Ontario, Alberta, and British Columbia Securities Commissions as Investment Counsellor and with the Securities and Exchange Commission (United States) as Investment Advisor] has prepared and presented the report in compliance with the Global Investment Performance Standards ("GIPS") of the CFA Institute. The CFA Institute has not been involved with the preparation or review of this report. As at December 31, 2007, the VBA U.S. Pension Fund Composite ("VBA U.S. Pension Fund") totalled US\$284.8 million in small-cap assets, which represented 97.7% of the firm's U.S. assets under management and 25.3% of the firm's total assets under management. The VBA U.S. Pension Fund Composite includes five major pension fund accounts. A complete list of the firm's composites and a description of each are available.


Comparative Investment Performance versus Russell/Mellon Universe of U.S. Small-Cap Managers

I have enclosed the comparative investment performance results of the VBA U.S. Pension Fund Composite in the Russell/Mellon Analytical Services ("Russell/Mellon") Universe of U.S. small-cap equity managers. Also enclosed is the risk/reward chart showing the VBA U.S. Pension Fund Composite versus a universe of 219 U.S. Small-Cap portfolios as evaluated by the Russell/Mellon Analytical Services LLC.

VBA's U.S. Pension Fund Composite ranks in the 25th percentile in investment performance results of U.S. small-cap equity managers for the seven years and for the one year ended December 31, 2007, and in the 24th percentile for the quarter ended December 31, 2007.

If you would like to learn more about VBA and our U.S. Small-Cap Equity Management Division, please visit us on our web site at www.vbassociates.com or call me at 1 888 VBA-5759, extension 223 or at (514) 985-5759, extension 223, Mathieu Sirois at extension 237 or Benoît Durand at extension 226 or by e-mail at contact@vbassociates.com.

Sincerely yours,

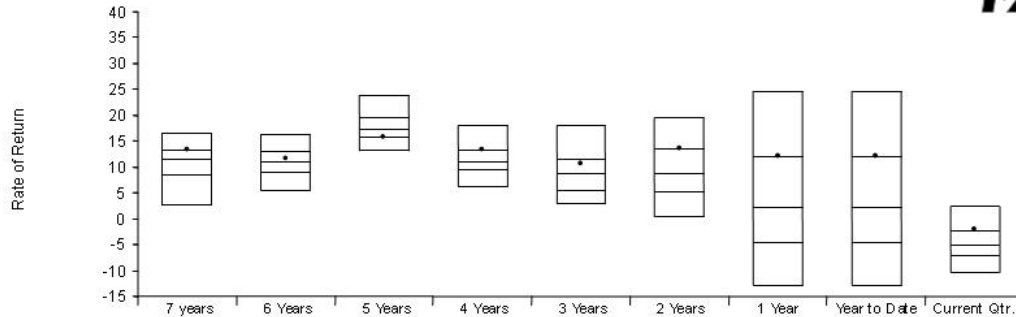


J. Sebastian van Berkorn
President and Chief Executive Officer

JSvB/dr
Attachments

VBA U.S. PENSION FUND COMPOSITE – RUSSELL/MELLON UNIVERSE

Total Fund: Rates of Return for Periods Ending December 31, 2007



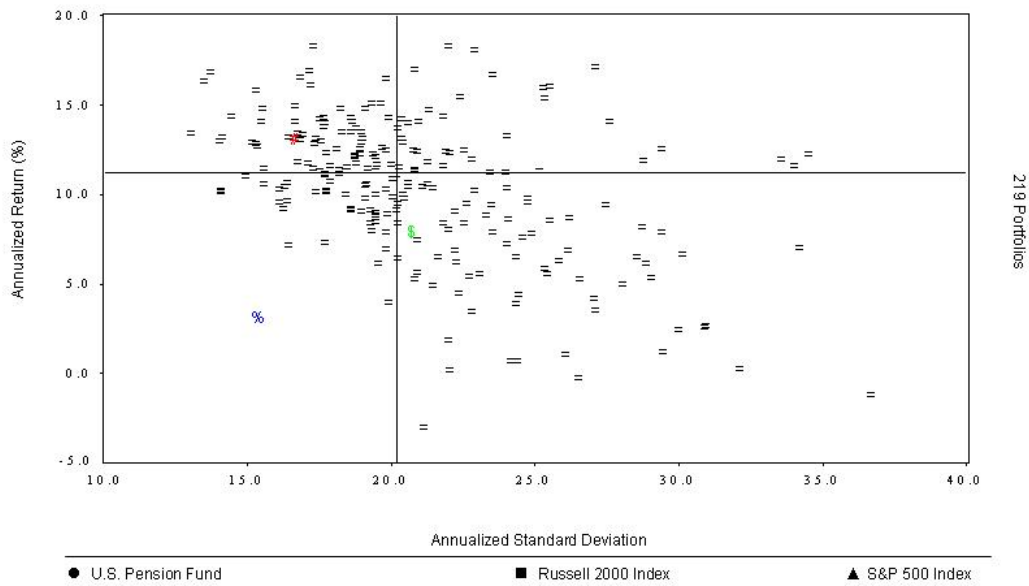
5 th Percentile	16.6	16.3	23.9	17.9	18.0	19.5	24.7	24.7	2.3
25 th Percentile	13.3	12.9	19.5	13.2	11.5	13.5	12.0	12.0	-2.4
Median	11.3	11.0	17.3	10.9	8.8	8.7	2.0	2.0	-5.1
75 th Percentile	8.5	9.0	15.7	9.5	5.6	5.2	-4.7	-4.7	-7.2
95 th Percentile	2.7	5.6	13.1	6.2	2.8	0.5	-12.8	-12.8	-10.4
VBA U.S. Pension Fund Composite	13.3	11.6	15.7	13.3	10.6	13.6	12.2	12.2	-2.1
Russell 2000 Index	8.1	9.1	16.2	9.6	6.8	7.9	-1.6	-1.6	-4.6
S&P 500 Index	3.3	6.1	12.8	9.2	8.6	10.5	5.5	5.5	-3.3

Note: Van Berkum and Associates Inc. [an entity registered with the Quebec, Nova Scotia, Ontario, Alberta, and British Columbia Securities Commissions as Investment Counsellor and with the Securities and Exchange Commission (United States) as Investment Advisor] has prepared and presented the report in compliance with the Global Investment Performance Standards ("GIPS") of the CFA Institute. The CFA Institute has not been involved with the preparation or review of this report. As at December 31, 2007, the VBA U.S. Pension Fund Composite ("VBA U.S. Pension Fund") totalled US\$284.8 million in small-cap assets, which represented 97.7% of the firm's U.S. assets under management and 25.3% of the firm's total assets under management. The VBA U.S. Pension Fund Composite includes five major pension fund accounts. A complete list of the firm's composites and a description of each are available.

Universe Source: © Russell Investment Group
©Russell/Mellon Analytical Services Inc. 1999. All Rights Reserved.

VBA US PENSION FUND COMPOSITE RISK/REWARD U.S. SMALL-CAP EQUITY UNIVERSE

(Seven-Year Period Ending December 31, 2007)



Universe Source: © Russell Investment Group
© Russell/Mellon Analytical Services LLC, 1999. All Rights Reserved.